

Child protection

Highlighted PIs are in the Corporate plan

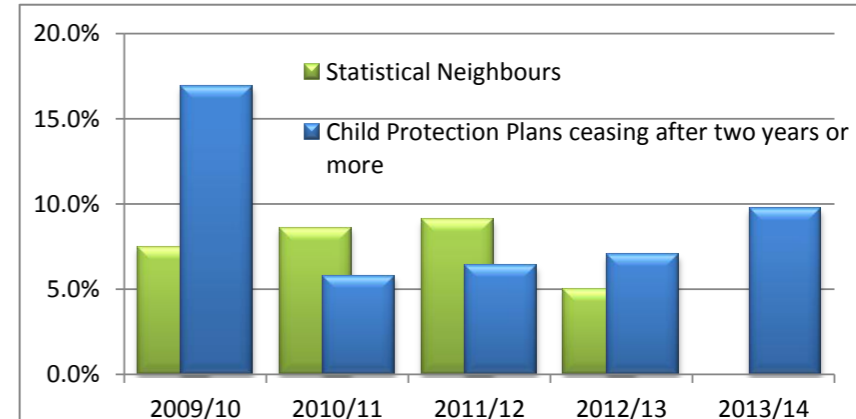
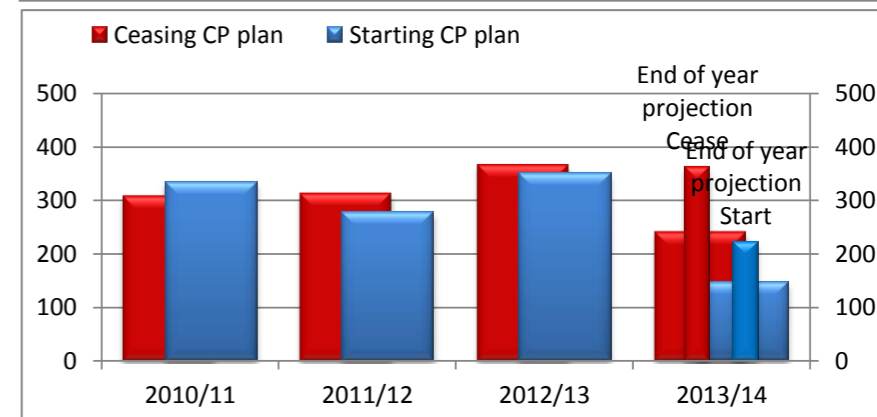
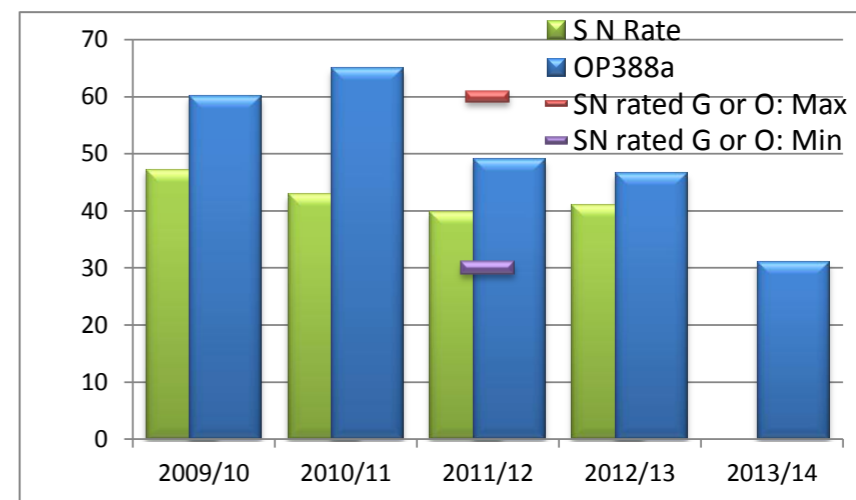
		2012/13	Jun-13	Jul-13	Aug-13	Sep-13	Oct-13	Nov-13	2013/14		
									YTD	Target	Traffic Light
Op388	Children subject to a child protection plan	268	207	174	185	164	171	177	177		
OP388a	The rate of Children Subject to a child protection plan per 10,000	47	36	30	32	28	30	31	31	43	Red
OP389a	The rate of Children in care per 10,000 pop	94	92	91	88	87	88	88	88	83	Amber
OP 411	Children Becoming Subject to a child protection plan in the period	351	21	21	19	14	25	21	147	-	Data Only
OP 413	Children Ceasing Subject to a child protection plan in the period	366	39	54	8	35	18	15	241	-	Data Only
HY64	Child Protection Plans ceasing after two years or more	7%	3%	-	-	20%	39%	7%	9.7%	7%	Red
Op64a	CP Plans lasting over 2 years at period end	8%	11%	12%	11%	8%	8%	8%	8%	-	-
Op 365	Subject of Child Protection Plan for a second or subsequent time	5%	5%	20%	22%	-	8%	5%	10%	10%	Green
Op421	Children moving to Haringey on a child protection plan	25	-	0	3	0	4	0	8	-	Data Only
Op422	Children moved out of Haringey on a child protection plan	27	7	9	2	3	3	-	30	-	Data Only

Performance Comment

The number of children subject to a cp plan is a 35% decrease on the position at the end of March 2013 and significantly lower than target, nearly 100 fewer children are subject of a plan in the last 8 months. Our aim is to reach the same rate of child protection plans as statistical neighbours who are currently rated good or outstanding by Ofsted (this ranged between 30 and 60).

The projections suggest that the number of children ceasing to be subject to a CP plan will be similar to last year (around 360) but the number becoming subject will be lower, at around 220. More children have moved out of Haringey on a CP Plan than have moved in.

The 7 % of ceased CP plans lasting over 2 years represents one out 15 plans in November and 23 out of 238 in the year so far.



Service Comment

Op 388 – the numbers of children subject to CP plans has remained relatively stable since July 2013. All cases coming into S and S as CIN are audited by Head of Service to ensure assessment/threshold in relation to requiring CIN plan (as opposed to CP plan) is fitting to levels of need/risk.

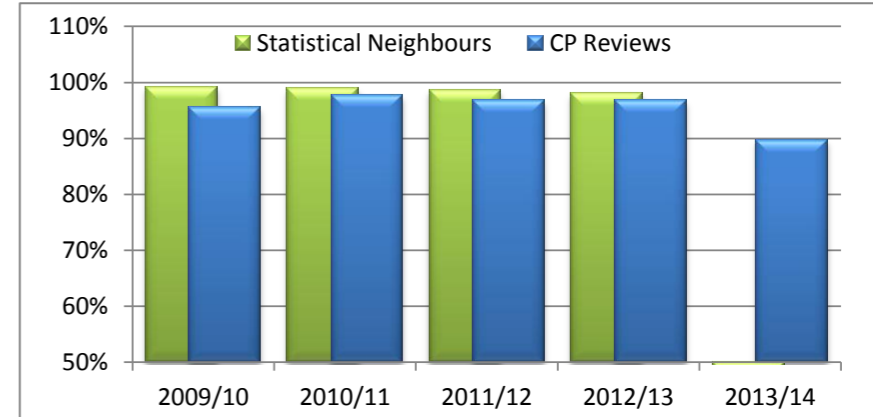
Children with CIN plans held in the service are reviewed in order to ensure the plan remains the best way of meeting need and that any drift is identified.

A consultant social worker has been placed in FR to consider CIN cases – part of this task will involve consideration of thresholds – ie. should these cases be CP?

HY64 – All cases with CP plans over 18months are considered by the CPA and Head of Service – this is to consider need for ongoing plan – or whether (given CP plan is still considered necessary to manage risk) escalated action should be considered. Performance comment that this months % reflects the removal of one child out of 15 taken off CP plan.

CP Reviews and Visits

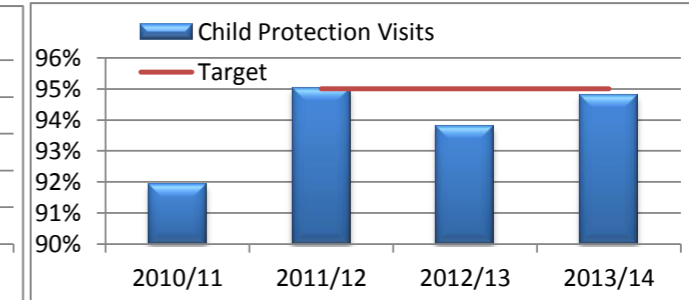
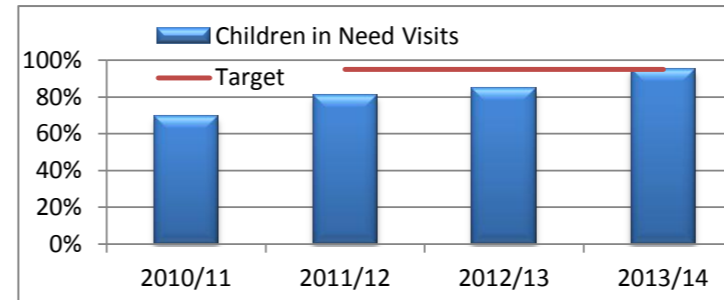
	2012/13	Jun-13	Jul-13	Aug-13	Sep-13	Oct-13	Nov-13	2013/14		
Op367 <i>Percentage of CP cases which were reviewed within required timescales</i>	97%	99%	100%	98%	92%	91%	90%	YTD	Target	Traffic Light
OP380 <i>Child Protection Visits</i>	94%	96%	98%	94%	96%	95%	95%	95%	95%	Amber
OP381 <i>Children In Need Visits</i>	85%	93%	97%	92%	90%	97%	95%	95%	95%	Green



Performance Comment

As at the end of November 104 out of 118 CP cases were reviewed within required timescales.

164 out of 173 CP visits were visited within the month and 211 out of 222 visits were made to children in need a maximum of 6 weeks prior to end of month.



Service Comment

Op 380/381 – CIN and CP visits continue to be prioritised by the Service. Cases are regularly checked to ensure visits are recorded and the quality of the visit/recording is high. It is intended that from January CP visits are measured as happening every 10 working days which is in line with CP plan and expected minimum visiting frequency.

CP visits would have been higher - however 5 children on CP plans are missing (from one sibling group) It is therefore not possible to see these children – all action – including regular multi agency strategy meetings – has been taken in relation to locating these children. It is now understood from police that these children are likely to have returned to Romania.